



**FORMULA RENAULT 2.0
2009
USER MANUAL**



Release 9.0





MAIN CONTENTS

0

OVERVIEW

1

ENGINE

2

POWER DRIVES

3

CHASSIS

4

BODYWORK

5

ELECTRICAL EQUIPMENT

English Issue

9th issue

"The repair procedures prescribed by the manufacturer in this manual have been written in compliance with the technical specifications in force at publication issuing date.

They are subject to modifications in case of changes made by the manufacturer to the production of the various components and accessories of his brand name vehicles".

All copyrights are reserved to RENAULT SPORT.

Reproducing or translating this document, even partially, and using the spare parts reference numbering system are prohibited without the previous written consent of RENAULT SPORT.



**FORMULA RENAULT 2.0
2009
PRESENTATION**



01	GENERAL CHARACTERISTICS	
	Presentation	01-1
	Capacities	01-2
	Handling	01-3
02	OPERATION	
	Procedures	02-1
03	CONTACT INFORMATIONS	
	List of the Renault Sport Technical partners.....	03-1

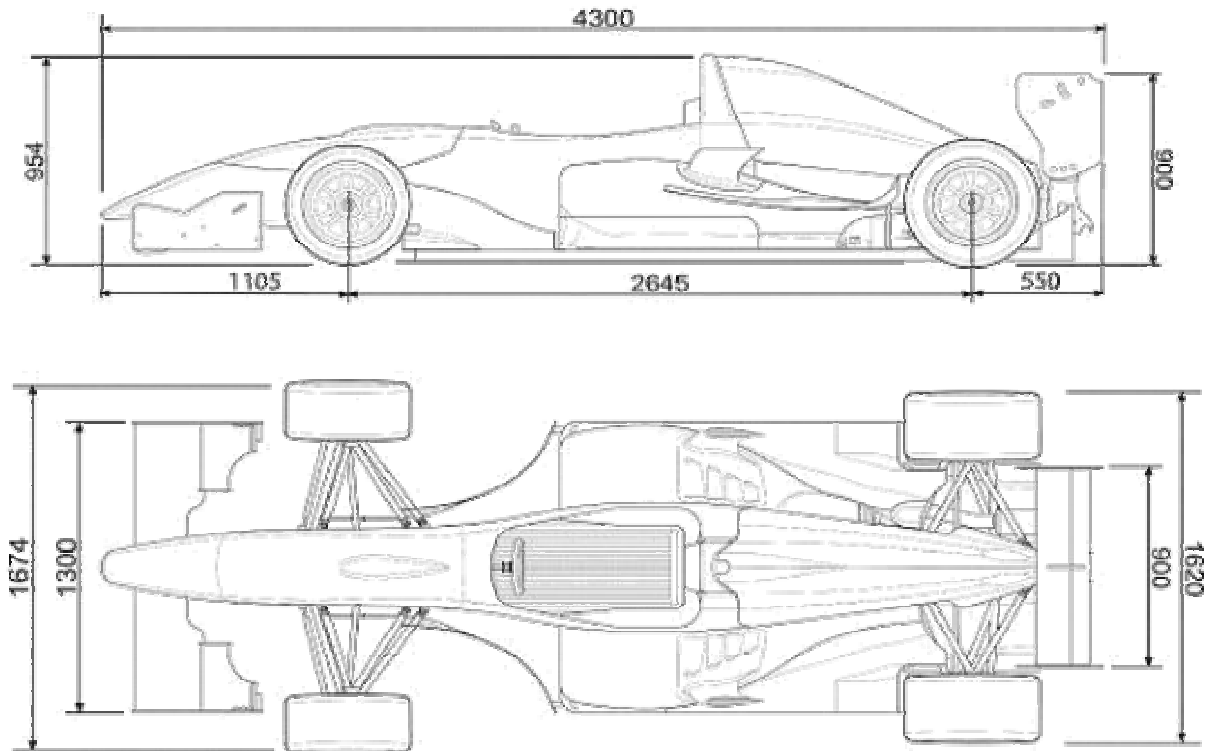


GENERAL CHARACTERISTICS

Presentation

01

DIMENSIONS



Weight (without fuel) 490kg.

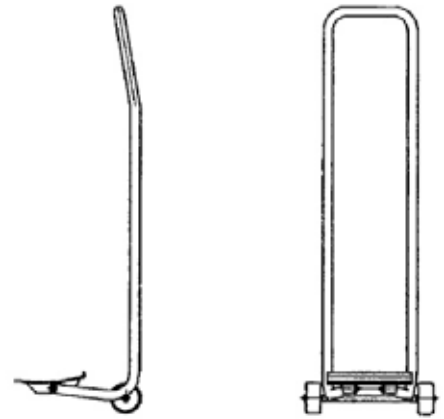
CAPACITIES

PRODUCTS	QUANTITY	CHARACTERISTICS
Fuel	39L	98 without lead
Engine oil	6L	ELF HTX 802 15W50
Gearbox oil	1,7L	ELF HTX 752 SAE 80W140
Coolant	7L	
Front brake fluid	0,25L	DOT 5
Rear brake fluid	0,25L	DOT 5
Clutch fluid	0,25L	DOT 5

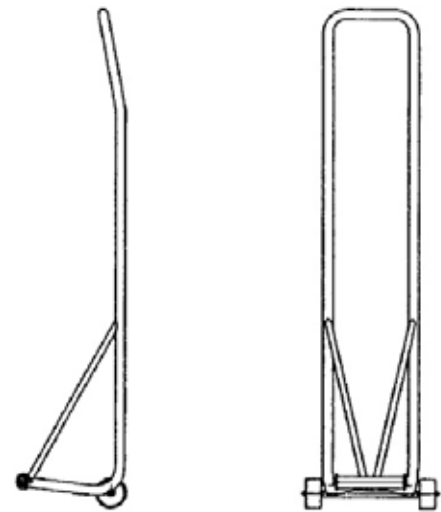
JACKING VEHICLE

The vehicle is jacked using the following equipment:

- Front quick jack.

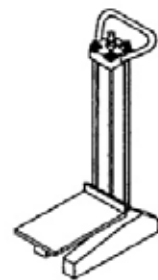


- Rear quick jack.

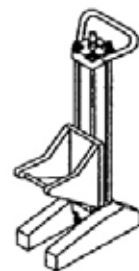


NOTA: The following are available on the pneumatic model:

- Front quick jack.



- Rear quick jack.



GAUGES AND SWITCHGEARS


- 01 Master switch "ON".
- 02 Master switch "OFF".
- 03 Ignition switch.
- 04 Starter switch.
- 05 Rain light switch.
- 06 Brake balance bar.
- 07 Reverse locking cable.
- 08 Fire extinguisher control switch.
- 09 Fire extinguisher nozzle.
- 10 Gear selector.



STARTING PROCEDURE

- Press the "ON" (1) push-button.
- A readout is displayed on the dashboard (2).
- Lower "IGNITION" switch (3).

- Check that no speeds are engaged (the letter "N" is displayed in the "Gear" window (5)) and press the "START" button (4).



Particular instructions

If the engine does not start:

- Press the red push-button (6).
- Repeat the starting procedure.



GEAR SHIFTING PROCEDURE

- Actuate the gear-shift lever (2) to engage the desired gear ratio:
 - push lever to drop gear ratios,
 - pull lever to increase gear ratios.
- Check that the dashboard displays the desired gear ratio (1).
- Changing from 1st gear to neutral:
 - pull release handle (4),

NOTA: This black handle is located just above the red extinguisher handle (3),

- push gearshift lever (2),
- check that the dashboard displays the letter "N" (1).
- Changing from neutral to reverse:
 - pull release handle (4),
 - push gearshift lever (2),
 - check that the dashboard displays the letter "R" (1).
- Changing from reverse to neutral:
 - pull release handle (4),
 - push gearshift lever (2),
 - check that the dashboard displays the letter "N" (1).



SWITCHING OFF ENGINE

- Flip "IGNITION" switch (3) towards the top.
- Press red "OFF" button (1), the dashboard (2) goes out.



CONTACT INFORMATIONS

List of Renault Sport Technical Partners

03

All spare parts used in the Formula Renault 2.0 must be bought from RENAULT SPORT's racing spare parts department:

→ Renault Sport spare parts department

Avenue de Bréauté
76885 DIEPPE
FRANCE

- Contact: Dominique Dupéris
- Email : dominique.duperis@renault.com
- Telephone n°: + 33 2 35 82 81 66
- Fax n°: + 33 2 35 85 54 93
- Web site: www.renault-sport.com

The following companies are RENAULT SPORT technical partners, or are recommended by RENAULT SPORT:

→ AIM (Data acquisition systems)

Via cavalcanti, 8
20063 Cernusco sul Naviglio
Italy

- Contact: Fabio Geraci
- Telephone n°: + 39 029 29 05 71
- Fax n°: + 39 02 92 11 80 24
- Web site: www.aim-sportline.com

→ RPM (Eurocup Formula Renault 2.0 Operator)

Gran via 8-10
08902 Hospitalet de Llobregat
Spain

- Contact : Javier Maffioli
- Telephone n°: + 34 639 348 681
- Fax n°: +34 934 227 553
- Email: jmaffioli@rpmracing.es

→ Oreca Magny-Cours (Official RENAULT SPORT Engine tuner)

Technopole
58470 Magny-Cours
France

- Contact : Alain Sauvagère
- Telephone n°: + 33 3 86 21 08 00
- Fax n°: + 33 3 86 21 08 02
- Email : a.sauvagere@oreca-magnycours.fr